

Pupil Premium Report

Dated: 07/01/2019

Bury and Whitefield Jewish Primary School



Headteacher's Name Claire Simon
URN 105352

The NOR including the Nursery is 143 therefore Bury and Whitefield Jewish Primary School is a smaller than average primary school. There are 8.4% in receipt of free school meals which is below national. Both parents in most cases work and families live in private housing. The school is not situated in a deprived area but some of the children are from one parent families. Parents are reluctant to apply for Free School Meals even though the school promotes the literature for parents to apply. Some parents are on the cusp of entitlement but are earning too much to be eligible. In Raise online the school's deprivation indicator is 0.1 compared to the country's average of 0.2. Therefore children in this school come from the least deprived background. The expectations on entry is above national. Key Stage 2 have a higher proportion of disadvantaged children, there are three quarters in this cohort as opposed to one quarter in Key Stage 1. Primary schools receive £1,320 for each child registered as eligible for free school meals at any point in the last 6 years. Primary Schools receive £1900 for Children who are Looked After.



Key Information

Pupil Premium Coordinator	Claire Simon Headteacher	Date of last Pupil Premium Review	14/06/2018
Pupil Premium Link Governor	Russel Weisberg	Date of next Pupil Premium Strategy Review	07/01/2019
Is the Pupil Premium statement on the school website	Yes	Date of when the website was last updated	07/01/2019

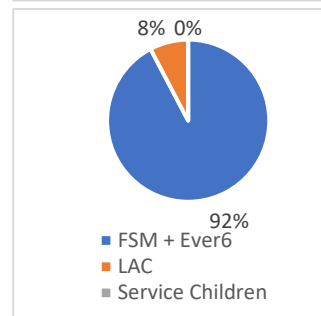
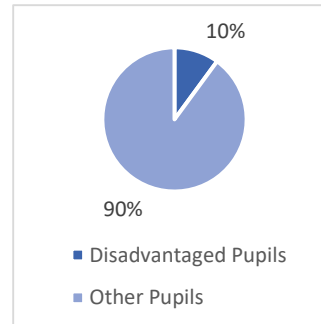
Pupil Summary	2017/18		2016/17		2015/16	
Number of Eligible Pupils (FSM)	17	11.7%	15	10.9%	13	11.2%
		LOW		LOW		LOW



Current Position By Year Group

As at 17/12/2018

	FSM + Ever6	LAC	Service Children	Total DisAdva	TOTAL NOR	PPG %
Year R	0	0	0	0	16	0%
Year 1	1	1	0	2	18	11%
Year 2	2	0	0	2	16	13%
Year 3	2	0	0	2	18	11%
Year 4	2	0	0	2	19	11%
Year 5	1	0	0	1	22	5%
Year 6	4	0	0	4	20	20%
TOTAL	12	1	0	13	129	10%



1 Disadvantaged pupil is equivalent to 7.7%



Historic Pupil Premium Data (Whole School) 2014/15 - 2016/17

Year	FSM	Ever6 Pupils	Total PP	Funding (£)	% of cohort
2016/17	7%	12%	15	£19,800	11%
2015/16	6%	11%	13	£17,160	11%
2014/15	8%	11%	10	£16,000	10%



Identified Barriers to Learning

2017/18			2016/17		
7	Internal	6	6	Internal	3
	External	1		External	3
	Not Specified	0		Not Specified	1

Summary of Barriers to Learning

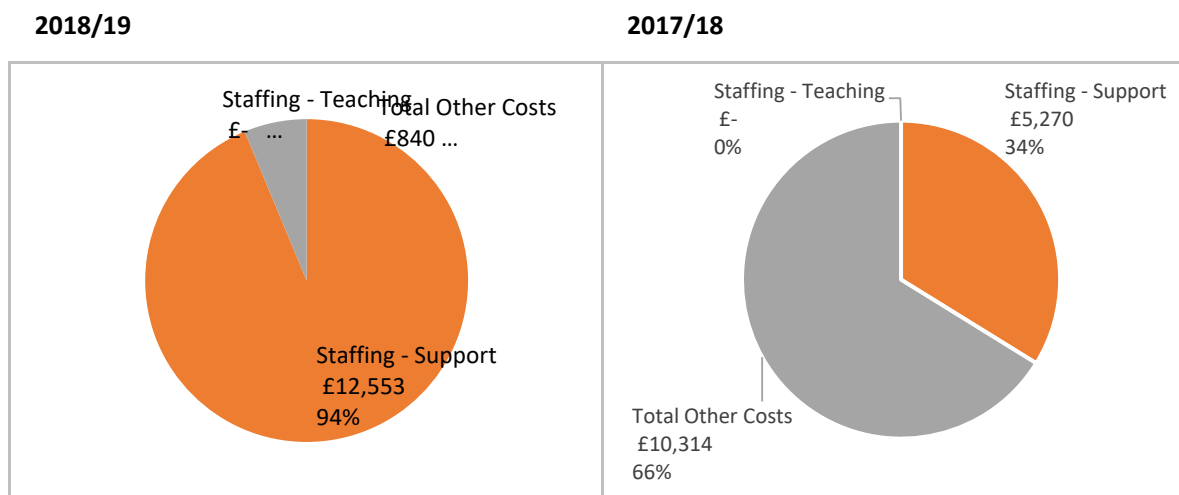
A	Children may have difficulty understanding new concepts
B	An inability to focus long enough to learn the material being presented
C	An undiagnosed disability
D	The child is not resilient, confident or have the necessary social skills, parents to develop skills in this area.
E	The child is not being challenged enough in the classroom
F	Some children in school do not have a good start to the day and come to school hungry and tired.



Financial Summary (Deprivation Pupil Premium)

	2018/19	2017/18
Total Pupil Premium Allocation	£22,440	£19,800
Total Pupil Premium Expenditure	£13,393	£16,004
Surplus / Deficit	£9,048	£3,796

Spend by Category in 2018/19 and 2017/18





Results Data - EYFS & KS1 2018 Forecast and 2017 Actual

EYFS Forecast Data		Disadvantaged Pupils		All Pupils	
% of pupils achieving a good level of development		There are no PPG pupils	Nat. Av 54%	↑ 80%	Nat. Av 71%
KS1 Forecast Data		Disadvantaged Pupils		All Pupils	
% of pupils meeting the expected standard in the Phonics Screening Test		↑ 100%	Nat. Av 70%	↑ 82%	Nat. Av 81%
Percentage of pupils forecasted to be at the expected standard by	READING	↓ 50%	Nat. Av 63%	↑ 86%	Nat. Av 76%
	WRITING	↓ 50%	Nat. Av 54%	↑ 86%	Nat. Av 68%
	MATHS	↓ 50%	Nat. Av 62%	↑ 86%	Nat. Av 75%
Percentage of pupils forecasted to be working at a greater depth by	READING	↓ 0%	Nat. Av 14%	↓ 21%	Nat. Av 25%
	WRITING	↓ 0%	Nat. Av 8%	↑ 21%	Nat. Av 16%
	MATHS	↓ 0%	Nat. Av 11%	→ 21%	Nat. Av 21%

Arrows compare against 2017 National average

Key Headlines and Actions - EYFS and KS1

There are no PPG in EYFS.

The Year 1 disadvantaged child will be targeted to boost their phonics. The PPG child will take part in Lego Therapy in order to build social competencies by providing structured opportunities for pupils to interact. Pupils work together in pairs or in teams of two/three to build Lego models. There is evidence that pupils experience greater motivation to interact, initiate social contact and engage in sustained interactions with others (Goff 2004). He will have access to the Nessy programme every morning in order to develop phonic skills, to improve spellings at personal level and to improve fluency and reduce segmenting. The PPG child will learn basic sentence structure learning letters of the alphabet and writing single words independently. Writing and punctuating a sentence independently and the alphabet. 3. Working toward writing up to 3 sentences independently and punctuating them correctly. Counting forwards and backwards to 20. Number bonds to 10. 2 times tables, this will be covered one morning per week early morning.

Year 2 have a teaching assistant in the classroom to free up the teacher to work with the disadvantaged children. One PPG child does not require an extra boosting as they are working at age related expectations. The other child has bad health problems and has a lot of time absent from school. When the child is in school the teacher works to help boost the disadvantaged child.



Results Data - KS2 2018 Forecast and 2017 Actual

KS2 Forecast Data	Disadvantaged Pupils		All Pupils	
Percentage of pupils meeting the expected standard (RW&M)	↑ 75%	Nat. Av 48%	↑ 75%	Nat. Av 61%
Percentage of pupils achieving a high standard (RW&M)	↑ 25%	Nat. Av 4%	↑ 19%	Nat. Av 9%
% Achieving Expectations in Maths	↑ 75%	Nat. Av 63%	→ 75%	Nat. Av 75%
% Achieving Expectations in Reading	↑ 75%	Nat. Av 60%	↑ 75%	Nat. Av 72%
% Achieving Expectations in GP&S	↑ 75%	Nat. Av 67%	↓ 75%	Nat. Av 77%
% Achieving Expectations in Writing	↑ 75%	Nat. Av 66%	↓ 75%	Nat. Av 76%

Arrows compare against 2017 National average

Key Headlines and Actions - KS2

The teachers will run before and after school booster sessions.

One child in Year 3 will attend Lego Therapy sessions before school in order to build social competencies by providing structured opportunities for pupils to interact. Pupils work together in pairs or in teams of two/three to build Lego models. There is evidence that pupils experience greater motivation to interact, initiate social contact and engage in sustained interactions with others (Goff 2004).

The HLTA in the classroom will give extra support to the disadvantaged children.

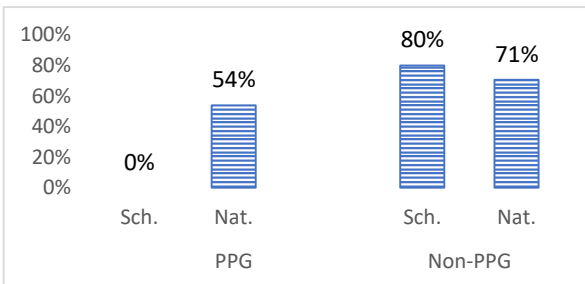
Key Stage 2 children will be supported by a very able teacher who has been in Year 6 for a number of years. Two of the disadvantaged children are SEND and will have extra boosting before school in basic maths. This involves counting forwards and backwards to 50. Number bonds to 30. Counting in 10's. 2&3 times tables. Some of the sessions will also involve basic skills in English two sessions before school each week.



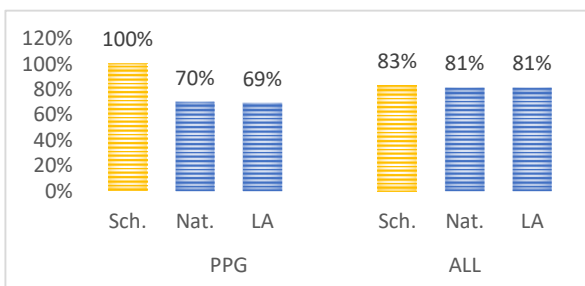
Benchmarking Data

2017 Benchmarking Data EYFS and KS1

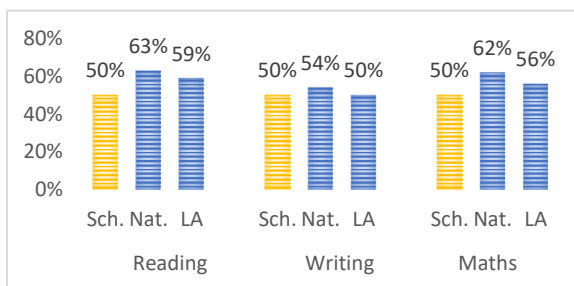
% of pupils achieving a Good Level of Development



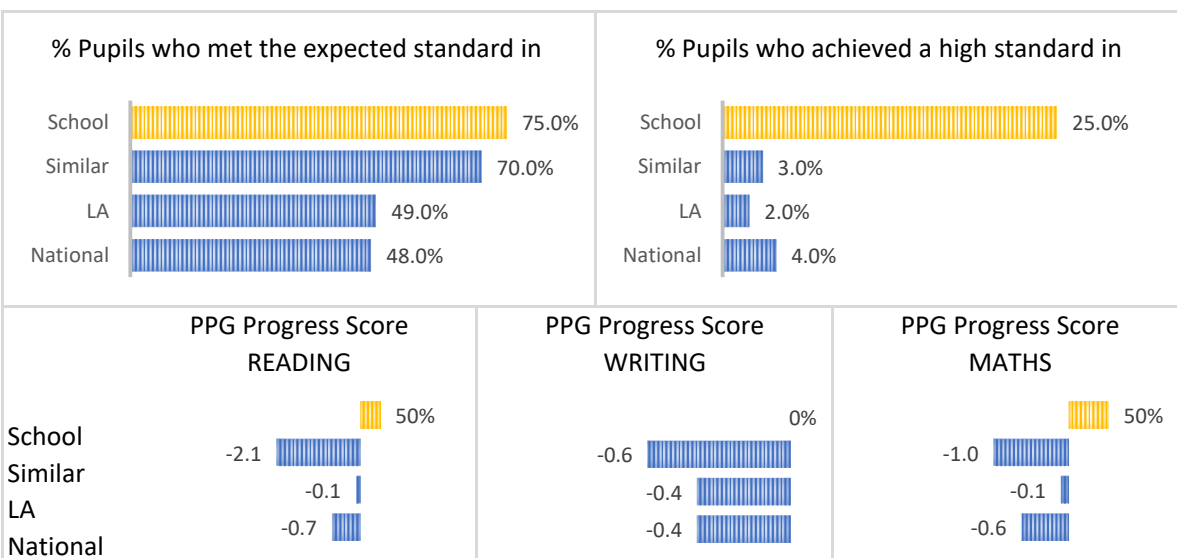
Phonics Screen Test Results



PPG Results by Subject



2017 KS2 Benchmarking Data for Pupil Premium Pupils





Further Supporting Commentary

End of Key Stage 2 results in July 2018 out of the five disadvantaged children two were SEND and suffered very badly with anxiety.

One of these SEND children achieved greater depth in Reading, Mathematics & Spelling Punctuation and Grammar. They also achieved the expected level in writing.

The other SEND child achieved expected levels in Reading, Mathematics & Spelling Punctuation & Grammar. In writing this child achieved working towards the expected standard.

In Reading 100% achieved the expected standard in Reading which 40% were at greater depth.

In Mathematics 100% achieved the expected level and 20% achieved greater depth.

In Spelling, Punctuation & Grammar, 100% achieved the expected level and 40% achieved the greater depth.

In writing 80% achieved the expected level with 20% achieving greater depth.



Rates, Abbreviations and Terminology

Pupil Premium Rates (annually per pupil)

Primary School - Reception to Year 6	£1,320
Secondary School - Year 7 to Year 11	£935
Looked After Children (LAC)	£1,900
Service Children - Reception to Year 11	£300

Abbreviations / terminology used in this report

PPG / Non-PPG	Pupil Premium Grant
Ever6	Pupils who have been in receipt of Free School Meals at any point in the last 6 years (for the 2017/18 year this goes back to May 2011)
EYFS	Early Years Foundation Stage - Includes pupils up to and including Reception
FSM	Free School Meals
KS1	Key stage 1 - Pupils in Year 1 and Year 2
KS2	Key stage 2 - Pupils in Year 3 to Year 6
KS4	Key stage 4 - Pupils in Year 10 and Year 11
Nat. / Nat. Av	National / National Average
NOR	Number On Roll
RW&M	Reading, Writing and Maths
SEND	Special Educational Needs and Disabilities
Disadvantaged	Includes pupils eligible FSM, Ever6 or are LAC
LAC	Looked After Children